



# Certificate of Analysis

Sample:KN21024008-002  
Harvest/Lot ID: PE101922B

Batch#: PE101922B

Seed to Sale# N/A

Batch Date: 10/19/22

Sample Size Received: 5 gram

Total Batch Size: N/A

Retail Product Size: N/A gram

Ordered : 10/19/22

Sampled : 10/19/22

Completed: 10/26/22

Sampling Method: N/A

**PASSED**

Page 1 of 1

Oct 26, 2022 | Haygood Farms

164 West 31ST Suite 106  
Chattanooga, TN, 37410, US

PRODUCT IMAGE



SAFETY RESULTS




Pesticides  
NOT TESTED



Heavy Metals  
NOT TESTED



Microbials  
NOT TESTED




Mycotoxins  
NOT TESTED




Residuals Solvents  
NOT TESTED



Filtration  
NOT TESTED



Water Activity  
NOT TESTED



Moisture  
NOT TESTED



Terpenes  
NOT TESTED

MISC.

**Cannabinoid**

**PASSED**



Total THC  
**<0.01**



Total d8-THC  
**58.517%**



Total Cannabinoids  
**59.577%**

	CBDV	CBDA	CBGA	CBG	CBD	THCV	CBN	EXO-THC	D9-THC	D8-THC	D10-THC	CBC	THCA	D8-THCO	D9-THCO	THC-O
%	ND	ND	ND	<0.01	0.0665	0.0844	0.2322	ND	ND	58.5167	ND	0.6772	<0.01	ND	ND	ND
mg/g	ND	ND	ND	<0.1	0.665	0.844	2.322	ND	ND	585.167	ND	6.772	<0.1	ND	ND	ND
LOD	0.001	0.001	0.001	0.001	0.001	0.001	0.001	0.002	0.001	0.001	0.001	0.001	0.001	0.002	0.002	0.002
%	%	%	%	%	%	%	%	%	%	%	%	%	%	%	%	%

Analyzed by:  
2368, 2837, 12

Weight:  
0.208g

Extraction date:  
10/24/22 12:12:09

Extracted by:  
2837

Analysis Method : SOP.T.30.031.TN & SOP.T.40.031.TN Expanded Measurement of Uncertainty: Flower Matrix d9-THC:12.7%, THCA: 9.5%, TOTAL THC 11.1%. These uncertainties represent an expanded uncertainty expressed at approximately the 95% confidence level using a coverage factor k=2 for a normal distribution.

Analytical Batch : KN003060POT  
Instrument Used : HPLC E-SHI-008  
Running on : N/A

Reviewed On : 10/26/22 17:02:52  
Batch Date : 10/24/22 10:45:18

Dilution : N/A  
Reagent : 090122.02; 021320.01; 102022.R01; 101422.R17; 092622.03; 080822.06; 092622.08  
Consumables : 294108110; 21/12/28; n/a; 239146; 947B9291.100; 220325059-D  
Pipette : E-GIL-010; E-EPP-081

Full spectrum cannabinoid analysis utilizing High Performance Liquid Chromatography with UV/PDA detection (HPLC-UV/PDA). All cannabinoids have an LOQ of 0.01%.

This report shall not be reproduced, unless in its entirety, without written approval from Kaycha Labs. This report is an Kaycha Labs certification. The results relate only to the material or product analyzed. Test results are confidential unless explicitly waived otherwise. Void after 1 year from test end date. Cannabinoid content of batch material may vary depending on sampling error. IC=In-control QC parameter, NC=Non-controlled QC parameter, ND=Not Detected, NA=Not Analyzed, ppm=Parts Per Million, ppb=Parts Per Billion. Limit of Detection (LoD) and Limit Of Quantitation (LoQ) are terms used to describe the smallest concentration that can be reliably measured by an analytical procedure. RPD=Reproducibility of two measurements. Action Levels are State determined thresholds for human safety for consumption and/or inhalation. The result >99% are variable based on uncertainty of measurement (UM) for the analyte. The UM error is available from the lab upon request. The "Decision Rule" for the pass/fail does not include the UM. The limits are based on F.S. Rule 64-4.310.

**Sue Ferguson**

Lab Director

State License # n/a  
ISO Accreditation # 17025:2017

*Sue Ferguson*  
Signature

10/26/22

Signed On